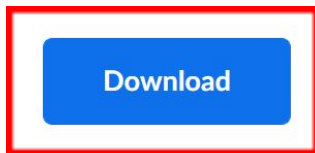


Rov Tswj Peb Cov Suab: rau Cov Kws Ua Teb, los ntawm Cov Kws Ua Teb, nrog Cov Kws Ua Teb

1. Mus muab Zoom ntawm lub vassab zoom.us/download thiab nias qhov sau ua download

Zoom Client for Meetings

The web browser client will download automatically when you start or join your first Zoom meeting, and is also available for manual download here.



Version 5.4.3 (58891.1115)

Cim cia: Muaj cov txheej tsim los siv rau lub xovtooj ntawm tes.

Zoom Mobile Apps

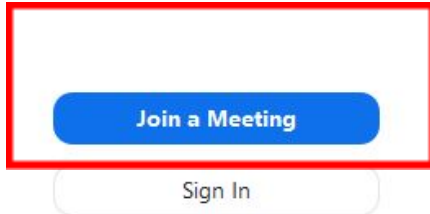
Start, join and schedule meetings; send group text, images and push-to-talk messages on mobile devices.



2. Qhib qhov Zoom nyob rau koj lub twj.
3. Siv ib txoj kev li no mus koom kev sib tham:

- Nias qhov Join a Meeting yog tias koj xav mus koom rooj sib tham tiamsis tsis xav sau npe nkag.

zoom



- Mus rau hauv Zoom ces nias qhov Join.



4. Ntaus tus zauv nkag hu ua meeting ID thiab ntaus koj lub npe.
 - Yog koj nkag tau mus lawm, hloov koj lub yog tias koj tsis xav kom koj lub npe tseeb yog lub yuav pom.
 - Yog koj tsis sau npe nkag, tsim ib lub npe tshiab los siv rau.

5. Xaiv seb koj xav txuas suab thiab/lossis txuas koob thajj ces nias qhov **Join**.

Join a Meeting

Meeting ID or Personal Link Name

Grant MacLaren

Do not connect to audio

Turn off my video

Join Cancel

6. Cov neeg tuaj koom muaj feem siv tej twj muaj li ntawm no

Txheej muaj cov twj rau cov tuaj koom siv yuav tawm hauv qab ntawm koj daim ntxaij iav



Cov tuaj koom muaj feem siv cov twj muaj li ntawm no

Qhov Taws thiab Tua Suab Mute / Unmute: Lub Mute thiab Unmute yuav taws thiab tua koj lub kaw suab.

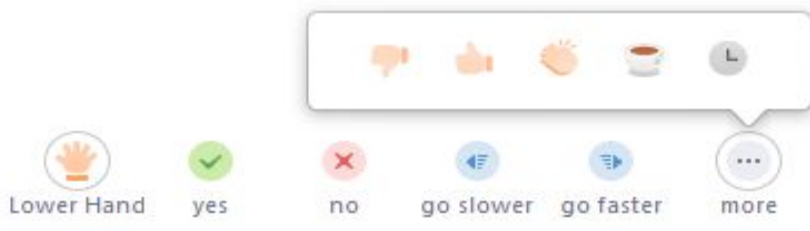
Qhov Kho Suab Audio Controls (nias tus xib xub ^ uas nyob ib sab ntawm qhov Mute / Unmute): Yuav tso cai rau koj hloov lub kaw suab thiab lub tso suab uas Zoom tabtom siv nyob rau koj lub hlwb hlau, tso kom hnov cov suab hauv hlwb hlau, thiab nkag tau mus kho tagnrho cov twj kho suab hu ua **audio settings**.

Qhov Pib thiab Xaus Yeebyam Start Video / Stop Video: Taws thiab tua koj lub koob thajj. Qhov Kho Koob Thajj Hu Ua Video Controls (nias tus xib xub ^ nyob ib sab ntawm qhov **Start Video / Stop Video**): Hloov tau cov koob thajj yog tias koj muaj ob peb lub koob thajj, xaiv tau qhov hu ua virtual background (yog tias siv), lossis nkag tau mus rau tagnrho koj cov twj kho koob thajj hu ua video settings.

Cov Tuaj Koom: Pom tau tias seb leejtwg yog cov tabtom nyob rau rooj sib tham thiab [caw lwmtus](#). Koj kuj muaj feem mus siv tau cov twj no thiab:

Cov tuaj koom muaj feem siv cov twj muaj li ntawm no (txuas ntxiv)

- Qhov [Non-verbal feedback](#) cov pob nias (yog tias tus coj rooj sib tham tso cai siv): thaum nias lawm ces yuav tawm ib daim duab li no ib sab ntawm koj lub npe kom tus coj rooj sib tham paub.



Qhov Sib Tham Hu Ua Chat: Nkag tau mus rau txheej ntaus ntawv sib tham nrog lwm cov neeg uas tuaj hauv. [Kawm Ntxiv Txog.](#)

Qhov Tawm Hu Ua Leave: Tawm tau ntawm rooj sib tham thaum lwm cov neeg tseem nyob tham ntxiv mus. Tsuas yog tus coj rooj lus sib tham thiaj li [xaus tau rooj sib tham xwb.](#)

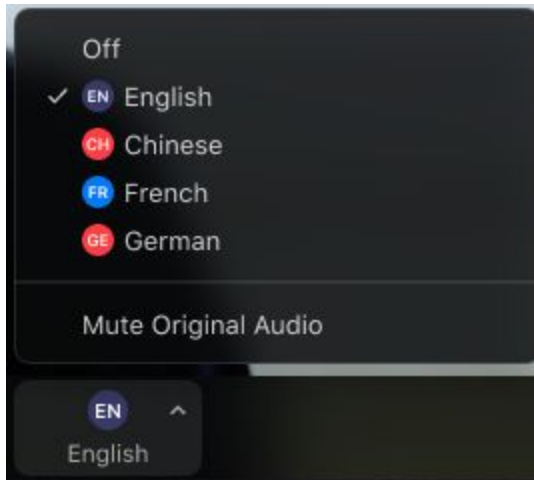
Mloog cov lus txhais

 [Windows](#) |  [macOS](#)

1. Nyob rau koj rooj sib tham/rooj lus cov twj siv, nias qhov twj txhais lus hu ua **Interpretation.**



2. Nias hom lus uas koj xav hnov.



3. (Yog xav siv) Yog xav kom tsuas hnov cov lus txhais xwb, nias qhov tua lub suab lus ntawm tus hais **Mute Original Audio**.